

Nov 2008



Getting fit for Comprehensive Area Assessment.....

Peter Kilkeny

12th November 2008



Outline of today's discussion.....

- What is CAA and who is involved?
- Govt thinking.....
- Local Strategic Partnerships (LSP's)
- Local Area Agreements and CAA
- Local Authority role.....
- Know your Localities.....and Place Shaping
- How will affect your service?
- The Challenge for us?
- To raise your awareness and support



Nov 2008

What is CAA? - Local Government and Public Involvement in Health Act

- **The Local Government White Paper, ‘Strong and Prosperous Communities’ (published in October 2006) set out initial proposals for a Comprehensive Area Assessment**
- **CAA gained Royal Assent on 30 October 2007. It has put a ‘duty to co-operate’ on key public bodies focusing attention on local partnership working through Local Area Agreements.**
- **LGPIH replaces CPA with the Comprehensive Area Assessment - End to rolling programmes of inspection, including corporate assessments**
- **198 national indicators reflecting priority outcomes of which.....
Local Councils select a maximum of 35 targets national and local agreed in Local Area Agreements (LAAs) –Plus 16 Education targets**
- **New area-based Risk Assessment: focuses on place, not individual bodies; and forward-looking rather than retrospective**
- **Emphasis on local accountability through Local Strategic Partnership reporting progress annually – Nov 09**

Govt.Thinking.....

- CAA will examine how partners in an area including local government, police, health sector – work together to deliver better outcomes that are important to local people.
- Seven Inspectorates working together - local public services will be collectively held to account for how they are delivering better outcomes for the diverse communities in their area.

Nov 2008

Which inspectorates are involved in the development of CAA?

- Audit Commission
- Commission for Social Care Inspection
- Healthcare Commission
- HM Chief Inspector of Constabulary
- HM Chief Inspector of Prisons
- HM Chief Inspector of Probation
- Ofsted

Nov 2008

CPA	CAA
Local government focus	Covers all sectors
Institution based	Area based
Current performance	Risks to outcomes
More backward looking	More forward looking
Collaboration between regulators	Joint assessment
Cyclical inspection	Continuous assessment
One size fits all	Risk based, proportionate

Comprehensive Area Assessment (CAA)

CAA will assess:

- Areas rather than organisations
- Risks to future delivery more than past performance
- Outcomes for communities, and in particular those most in need, rather than outputs and process
- Local priorities as well as national targets

Its key aims are:

- Improved outcomes for local people. It will be relevant to their quality of life
- Less regulation - better targeted and more joined up

What have LAAs got to do with CAA?

- CAA is an annual area risk assessment – looking at the likelihood of partnerships achieving their key objectives
- LAAs are the mechanism through which;
 - priorities for delivering the area's Sustainable Community Strategy are agreed between partners (and with govt depts via GOs)
 - outcomes/ targets/ plans to achieve these priorities are agreed
 - progress is monitored

LAAs will be a key element of CAA

The New LAAs

LAAs are about

- the sort of place you want to live in
- setting the strategic direction and focusing on the priorities
- making your town, city or community a better place to be
- 3 year plans - Max 35 targets – 16 Educational

They are about *place-shaping*



Nov 2008

Area assessment – LSP three key questions

- How well do local priorities express community needs and aspirations?
- How well are the outcomes and improvements needed being delivered?
- What are the prospects for future improvement?

Focus on priority outcomes from LAA.....

Question....

- **Can you relate your own Sports/community development programmes to these questions?**
- **Can you evidence how your service delivers real community needs?**

Nov 2008

'Partnership' resources

Complex....

ABG in 2008/09: £22m
 +£11m Supporting People
 from 2009/10

of which: only £5.7m
 allocated to PSB to deliver
 LAA (rest committed)

PRG: estimated £10m

of which: £1.4m payable in
 2008/09

Source: Warwickshire CC

Mainstream spend



County Council – £672m

PCT – £653m

5 districts – £170m

Police – £77m

Total: £1.57bn
 + other public resources
 + capital budgets
 + influence over private
 money

Outcome focus (depending on priorities)

- How safe is this area?
- How strong is the local economy?
- **How healthy and well cared for are people?**
- How well kept is the area?
- How green is the area?
- **How cohesive are local communities?**
- How well are housing needs met?
- **How well are older people and vulnerable adults supported?**
- How well are families supported?
- How well are children and young people succeeding in education and training?

Organisational assessment

- **Managing performance:** How well is the organisation delivering sustainable improvements in its priority services and outcomes that are important to local people? Does it have the leadership, capacity and capability it needs to deliver future improvements?
- **Managing finances:** How effectively does the organisation manage its finances to deliver value for money?
- **Governing the business:** How well does the organisation govern itself and commission services that provide value for money and deliver better outcomes for local people?
- **Joint inspectorate assessment - Managing resources:** How well does the organisation manage its natural resources, physical assets and people to meet current and future needs and deliver value for money?

**Audit
Commission
use of
resources
assessment**

Do you know your business???

- What agencies are involved in the delivery of your service?
- What partnerships exist with the Voluntary sector?
- How do you determine priorities and non priorities?
- What are the key emerging risks associated within your Local Area?
- How do your programmes and activities support long term community aspirations?
- Joint working across boundaries – Neighbourhood approach to service delivery – what exists?

Nov 2008

Township Priorities: Rochdale 2008-11

- Key stats...
 - **Population : 92,700**
 - **Ethnicity : 24% of population from a minority ethnic group of which 15.6% from Pakistani background (largest minority ethnic group)**
- Township Priorities 2008-11
 - To close the gap between different communities, generations and cultures;
 - To Improve the quality of life for older people;
 - **To Improve the quality and access to youth services and to increase the provision of youth diversionary activities;**
 - To contribute to the creation of a vibrant Rochdale Town Centre;
 - To Improve the quality of life for local people by supporting sustainable environmental improvements and reducing the fear of crime
 - **Age structure : 16% over retirement age and 22.7% aged between 0-15**
 - **Overall deprivation : 10 Lower Super Output Areas (LSOA) in the 3% most deprived nationally**
 - **Worklessness : Benefit claimants 17.4% (of working age population)**
 - **Emerging issues.....**

Nov 2008



Do you know your business???

Rochdale Link4Life Cultural Trust.....

- Work with and awareness of.....
 - Local issues – 21 community cnts
 - GP clusters across the borough
 - Five (5) Neighbourhood Policing Teams
 - Rochdale Education and Learning Trust (REAL)
 - Integrated Local Area Teams Education
 - New LAA targets and how we deliver on
 - Neighbourhood and Communities team

Nov 2008

Township Priorities: Middleton

- Key stats:
 - **Population : 44,800**
 - **Ethnicity : 5% of population from a minority ethnic group of which 1.5% from White Irish background (largest minority ethnic group)**
- **MIDDLETON 2009 – 11 Priorities**
 - Transport improvements;
 - **Health improvements**
 - Community safety improvements; Community cohesion and heritage; Town Centre management and regeneration
 - **Children and young people; Environmental improvement**
 - **Age structure : 18.6% over retirement age and 20.2% aged between 0-15**
 - **Overall deprivation : 3 Lower Super Output Areas (LSOA) in the 3% most deprived nationally**
 - **Worklessness : Benefit claimants 16.4% (of working age population)**
 - **Emerging issues.....**

Nov 2008

Partners New Priorities Emerging ...

- Council and LSP now view Narrowing the Gap as priorities.....
 - The 3% nationally most deprived communities of which Rochdale MBC currently possess 16 Super Output Areas (SOA), which have a population base of approximately 1,500 and;
 - Older People
 - **Q) How do we engage in this??**

Key Question.... Inspectorate

- How do the services provided by your own organisation support and reflect local Priorities??
- Are you sure you can evidence how your service contribute to local priorities?
- Are you engaged through the LSP's And helping to deliver on community outcomes?

Reporting CAA

- Annual reporting (November each year), but judgments may be updated more frequently
- Clickable maps, postcode entry
- Will include reporting of National Indicator Set, allowing tailored comparisons
- **Area assessment:** Narrative, red flags where action needed to deliver priority improvements, green flags for exceptionally good prospects/promising innovation
- **Assessments for each public body:** links to assessments of councils, PCTs, schools, police, fire...

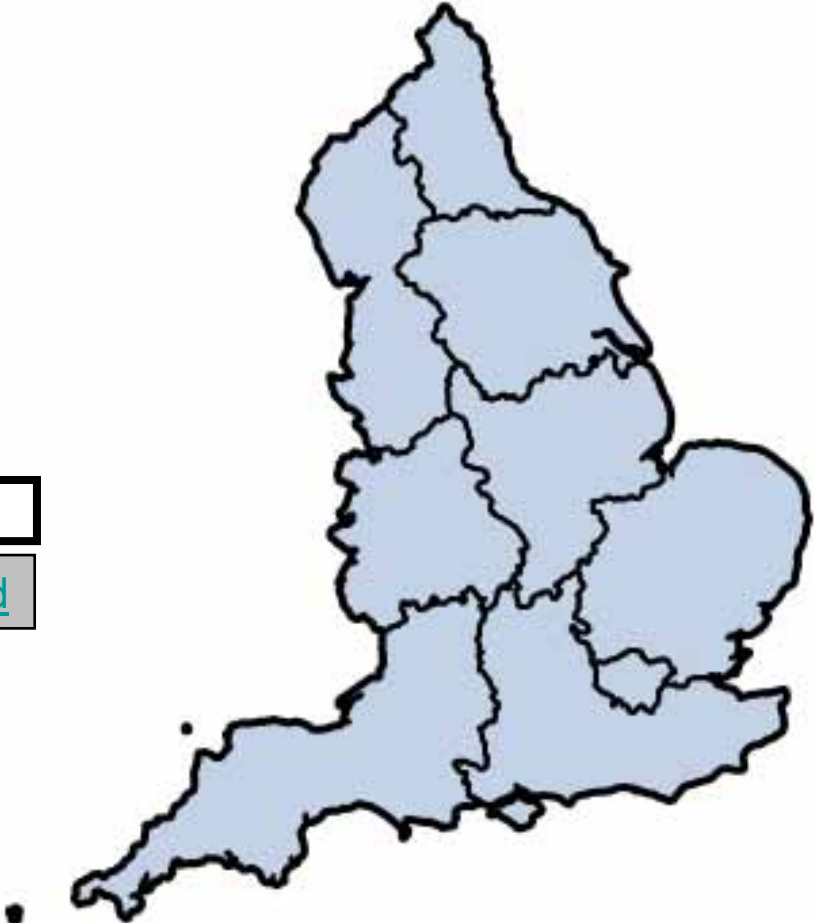
File Edit View Favorites Tools Help

Address Go Links >>

[About CAA](#) [Methodology](#) [News](#) [National reports](#) [Search](#) [Contact us](#)

My local area

Click on the map or search for your area or postcode



Comprehensive Area Assessment

Trusted sites

The image shows a screenshot of a web browser window. The browser's address bar is empty. The page has a navigation menu with links for 'About CAA', 'Methodology', 'News', 'National reports', 'Search', and 'Contact us'. The main heading is 'My local area'. Below the heading, there is a text prompt: 'Click on the map or search for your area or postcode'. To the left of this prompt is a search input field containing the text 'Barchester' and a 'Find' button. To the right is a map of England, divided into several regions, colored in light blue. At the bottom right of the page, the text 'Comprehensive Area Assessment' is visible. The browser's status bar at the bottom shows a 'Trusted sites' icon.


File Edit View Favorites Tools Help


Search Favorites


Address Go Links >>


About CAA Methodology News National reports Search Contact us


[Search for another area](#)


 [Barchester](#)


 [Barchester "at a glance"](#)


 [How well Barchester is performing... in more detail](#)

 [How are your local services performing?](#)

 [Performance information](#)


 [Inspections and performance of other local services](#)

 [Download the full report](#)

 [Compare with similar areas](#)

How well is Culture and Leisure being met?

[Back to the "at a glance" summary](#)

 **Red – Insufficient Cultural Services**

Barchester is delivering poor Cultural Services..... There is little knowledge of the new communities enjoying a wide and expansive range of Cultural Services.....

- **Public and Private Leisure/Fitness Provision is poor**
- **Not meeting Community Expectations**
- **No Equalities and Diversity Plan to encourage greater access**
- **No measurement of Outcomes on Health**
- **Private Sector Providers not engaging in wider Community Targets**
- **Little, or no investment in replacement of Fitness Equipment**
- **Poor partnerships with strategic partners e.g. PCT**
- **Fitness equipment not inclusive**

[Go to the next theme: How well are families supported?](#)

Trusted sites

New emerging work from CAA...

- Statutory requirement - Joint Strategic Needs Assessment (JSNA)
- For Local Councils and PCT's
- Describe the future health and wellbeing needs of local population – and direction needed to meet those needs
- This will affect our local plans and structures.....

So what will inspectorates be looking for?

- great engagement with and knowledge of your communities
- ambitious shared vision for your place
- productive relationships across public, private and third sectors
- self-awareness & effective performance management
- innovation and well-managed risk-taking
- and above all - sustainable improvements in citizen satisfaction, priority outcomes and value for money

How will CAA affect your sector ?

- Outcome focused, therefore area-based not just institutionally based
- More forward-looking – emerging risks
- Greater attention to local priorities
- What is your service doing to enable Local Priorities to be delivered?
 - Impact and outcomes.....



Nov 2008

How will CAA affect your service?

- How do your products and services support CAA?
- Do you possess local knowledge??
- Greater attention to local priorities...crucial
- How do you secure long term client relationships?
- Be aware of CAA – know your localities – engage across sectors – and deliver on real outcomes.



Some thoughts.....

- **Big challenges for the sector.....**
- **New agenda evolving based on localities – emerging LAA’s
(3) Multi Area Agreements**
- **Are we confident your sector is best placed to influence
LSP’s in the delivery of LAA??**
- **Cross boundary work will become more important when
investment decisions need to be made**

Our future, Our community , Our customers



Nov 2008



Conclusion

Any questions or comments?

contact details:

p-kilkenny@audit-commission.gov.uk

or

peter.kilkenny@link4life.org